



# JEAN HORAN KINDERGARTEN

[Home - Jean Horan Flinders Park Kindergarten  
\(jeanhorankgn.sa.edu.au\)](http://jeanhorankgn.sa.edu.au)



Government of South Australia  
Department for Education



Find us on:  
**facebook**



Newsletter Term 1 February 2024


Phone: 08 8346 1668

Address: 25 Ross Ave, Flinders Park SA

Email: [dl.5621@schools.sa.edu.au](mailto:dl.5621@schools.sa.edu.au)

## Welcome 2024

A warm welcome to all children and families for 2024, some of you are returning and for some this is your first time at kindy. My name is Michelle Highfold and this is my first year as Director at Jean Horan Kindy. I look forward to getting to know you all and helping to create an amazing place of learning for children and their families.



## Annual General Meeting

### Picnic at Jean Horan Kindy

**28<sup>th</sup> February 6 – 7pm**

All children and families are invited to our first event. A time for families to get to know other families and educators. Our Annual Report will be available to view and take-home notes. We will be calling on families to volunteer for our governing council.

Please bring your own picnic dinner and water bottles.

**We hope you can make it!**



## Group Names

We have two groups of children this year, the Magpie and Lorikeets. You will hear the educators and children call these groups by the Kurna language name – have a try too.



Kurraka – Magpie

Ngauwaka –

Rainbow Lorikeet



Kurna Meyunna are the Aboriginal people of the Adelaide region. Kurna Meyunna Yerta the Kurna peoples' Country extends from Cape Jervis to the south of Adelaide to Crystal Brook to the north, and from the Mount Lofty Ranges to the coast of Gulf Saint Vincent.





If you are interested in purchasing clothing with our Jean Horan Kindergarten logo, please visit the eduTHREADS website to order. We have some stock on site if you would like to view for sizing.

[Jean Horan Kindergarten – EduThreads](#)



Bucket Hat Adjustable  
\$11.75 AUD



T-Shirt  
\$14.00 AUD

### Child pockets & Attendance record


Each child will have their own pocket, this is the place to check for any information and updates from the kindergarten. All new family's child bag tags are now ready for collection.

Please ensure you sign your child in and out every day, if your child's name is highlighted, please check the 'notes' section. We will highlight your child's name when we have a message to pass on, such as an accident report.

**Please click the poster for the website, scan the QR code or see Michelle if you need assistance to book your free development check!**



## Free Child Development Checks



**What is a child development check?**

A child development check looks at how a child is progressing in important areas such as communication, physical ability, social skills, and problem-solving skills. The check is conducted by a trained screener, usually an Allied Health Professional, Early Childhood Educator, or Social Worker. It is not a health assessment, which is conducted by a medical professional such as a doctor or nurse, including the Child and Family Health Service (CaFHS).

**Why are child development checks important?**

Healthy development in early childhood builds a strong foundation for a child's future learning and for their adult life. The check can identify a child's strengths as well as vulnerabilities or concerns to help parents better support their child's development. It is recommended that children have up to 5 checks before they go to school.

A child development check gives parents and caregivers an idea of how their child is progressing in:

- Communication
- Gross motor skills
- Fine motor skills
- Problem solving
- Personal social skills

**How to get a free child development check:**

To book your free child development check, you can speak with staff from the following participating Children's Centres:

- Renown Park
- Pennington
- Kalaya (Queenstown)
- Avenues College (Windsor Gardens)

If you have any questions, please email [education.cdcinfo@sa.gov.au](mailto:education.cdcinfo@sa.gov.au)  
If you have any concerns regarding your child's health, you should make an appointment for a health check with a primary health care provider or CaFHS.




## “I am writing a letter” Olivia (5<sup>th</sup> February 2024)

### Mark making at kindy!


Educators have noticed children are thinking deeply about how they can represent their ideas using symbols, pictures, letters and numerals. It is evident that this is happening at home too, as parents chat about how they best can support letter formation at home. Here are some ideas for letter formation exploration at home.

- Be curious to the symbols your child creates in their mark making and drawing.
- Be playful, where else can you create symbols? Use your whole arm movement, moving at your shoulder and “drawing” in the air, focusing on learning the movement of it like one would learn to dance.
- Crossing the midline activities. Crossing the midline is when we move our arm or leg across the middle of our body to perform a task. This is vital to development, promoting co-ordination and communication of the left and right hemispheres of the brain. Some activities to cross the midline could be, drawing large figure eight in sand, placing objects on one side of their body and encouraging use of the opposite hand to reach for them and popping bubbles.
- Notice and draw attention to familiar letters when reading story books.
- Role model list writing, this way your child see’s writing in action
- Remember we are all unique and individual learners. When your child is interested in letter formation this is the perfect time to explore playfully together. Don’t forget songs with finger play or actions, playdough, construction kits like Lego, whole body movement are all great ways to build children’s core and fine motor muscles ready for mark making!

Use chalk on the ground to explore the shapes letters use (pre-writing shapes)



Use cars and trains to trace symbols on the ground.



# Jean Horan Kindergarten Calendar 2024– Families

## TERM 1 2024

Week	Monday	Tuesday	Wednesday	Thursday	Friday
<b>1</b>	29 <sup>th</sup> January 	30 <sup>th</sup>	31 <sup>st</sup> 	1 <sup>st</sup> February	2 <sup>nd</sup> Kindy 8.30-12.30
<b>2</b>	5 <sup>th</sup>	6 <sup>th</sup>	7 <sup>th</sup>	8 <sup>th</sup>	9 <sup>th</sup> Kindy 8.30-12.30 Playgroup 12.30pm-1.30pm
<b>3</b>	12 <sup>th</sup>	13 <sup>th</sup>	14 <sup>th</sup>	15 <sup>th</sup>	16 <sup>th</sup> Kindy 8.30-12.30 Playgroup 12.30pm-1.30pm
<b>4</b>	19 <sup>th</sup>	20 <sup>th</sup>	21 <sup>st</sup>	22 <sup>nd</sup>	23 <sup>rd</sup> Kindy 8.30-12.30 Playgroup 12.30pm-1.30pm
<b>5</b>	26 <sup>th</sup>	27 <sup>th</sup>	28 <sup>th</sup> AGM – Family Picnic	29 <sup>th</sup>	1 <sup>st</sup> March Kindy 8.30-12.30 Playgroup 12.30pm-1.30pm
<b>6</b>	4 <sup>th</sup>	5 <sup>th</sup>	6 <sup>th</sup>	7 <sup>th</sup>	8 <sup>th</sup> Kindy 8.30-12.30 Playgroup 12.30pm-1.30pm
<b>7</b>	11 <sup>th</sup> Adelaide Cup Day	12 <sup>th</sup>	13 <sup>th</sup>	14 <sup>th</sup>	15 <sup>th</sup> Kindy 8.30-12.30 Playgroup 12.30pm-1.30pm
<b>8</b>	18 <sup>th</sup>	19 <sup>th</sup>	20 <sup>th</sup> NO KINDY Teachers Professional Development	21 <sup>st</sup>	22 <sup>nd</sup> Kindy 8.30-12.30 Playgroup 12.30pm-1.30pm
<b>9</b>	25 <sup>th</sup>	26 <sup>th</sup>	27 <sup>th</sup>	28 <sup>th</sup>	29 <sup>th</sup> Good Friday
<b>10</b>	1 <sup>st</sup> April Easter Monday	2 <sup>nd</sup>	3 <sup>rd</sup>	4 <sup>th</sup>	5 <sup>th</sup> Kindy 8.30-12.30 Playgroup 12.30pm-1.30pm
<b>11</b>	8 <sup>th</sup>	9 <sup>th</sup>	10 <sup>th</sup>	11 <sup>th</sup>	12 <sup>th</sup> Kindy Cleaning Day